


# Düsenempfehlung in Erdbeere


## Pflanzenschutzmittelanwendungen



ID 4,0 – 10,0 bar  
 IDK 1,5 – 5,0 bar  
 IDKT 1,5 - 5,0 bar




ST 652 1,5 – 3,0 bar



IS 4,0 – 8,0 bar  
 IDKS 1,5 – 3,0 bar  
 OC 1,5 - 2,5 bar  
 ES 1,0 – 3,0 bar



IS 4,0 – 8,0 bar  
 IDKS 1,5 – 3,0 bar  
 OC 1,5 - 2,5 bar  
 ES 1,0 – 3,0 bar



12

15

41

45

55

61

85

92

Frühjahr

Blüte 60 – 67

Herbst